

MESA TACTICAL REMINGTON/BENELLI TACTICAL BARREL/MAGAZINE CLAMP

Secures Extended Mag Tube & Mounts Accessories Up Front



Lightweight, aluminum clamp locks barrel and extended magazine tube together to form a rigid, rock-solid assembly. Can be used as a tactical light mount: install a 1" diameter light in one side of the clamp and secure the other side to the barrel or magazine. Left- and right-side sling swivel sockets accept standard pushbutton swivels. Two steel Allen head screws pull the clamp halves together for a tight, non-slip hold. Also available with a 2" long, 4-slot, MIL-STD 1913 Picatinny rail that can be installed in the 3- or 9- o'clock position, for mounting additional accessories. Fits Remington 870, 1100, 11-87 and Benelli M1, M2, M4, M1014, 12 gauge shotguns. **USA**

SPECS: 6061 T6 aluminum, mil-spec Type 3 hardcoat anodized, matte black. Clamp - 1 1/2" (3.8cm) long, 1 1/8" (3.5cm) wide, 1 1/8" (4.1cm) high. Rail - 2" (5.1cm) long. Includes mounting hardware. Fits Remington 870/1100/11-87 and Benelli M1/M2/M4/M1014, 12 gauge only.

#100-004-032 Barrel/Mag Clamp, w/Rail, 5A87P29 \$ 96.99

#100-005-447 Barrel/Mag Clamp, Only, 5A62P09 68.99

LITE MOUNT TECHNOLOGIES 3-RAIL PICATINNY SHOTGUN MOUNT



Mounts Easily Under Barrel; Accepts Picatinny Accessories

Rigid, aluminum, tri-rail mount lets you attach Picatinny accessories such as lights, lasers, and other tactical equipment to your Winchester, Remington, FN USA, or similar shotgun. Installs on the magazine tube without modifications to the gun, and will hold up to THREE attachments. Low mounting point keeps lights and lasers in proper alignment with the shot pattern and prevents interference with iron sights. Secures with two 1/2" clamping screws. **USA**

SPECS: 6061 T6 aluminum, matte black. 1 1/8" (4.2cm) long. 1" - Fits Winchester, Remington, and FN shotgun magazine tubes.

#100-002-041 1" 3-Rail Shotgun Mount, 2Z55N24 \$ 64.99

SUREFIRE SF-123A LITHIUM BATTERIES

Always Have Spares So You're Never In The Dark

Direct replacements for CR-123A type batteries used in many weapon lights, hand-held lights and powered optics. **USA**



#152-000-023 SF-123 Batteries, 2-Pak, 2E4F95 \$ 4.95

#749-003-691 SF-123A Batteries, 12 Pak, 2E00LNN 22.99

LITE MOUNT TECHNOLOGIES TACTICAL SHOTGUN MOUNT



Won't Interfere With Sights

Contoured, aluminum mount clamps to the extended magazine tube for secure mounting of a flashlight or laser sight on tactical shotguns. Positions the light/laser below the barrel for a clear line of sight. **USA**

SPECS: 6061-T6 aluminum, black matte finish. Fits 1" (2.5cm) dia. magazine tube and accepts 1" dia. flashlight or laser.

#100-000-400 1" Tactical Light/Laser Mnt, 2Z32M39 . . . \$ 35.99

BLUE BOOK OF GUN VALUES

Latest Edition

S.P. Fjestad. Over 2,500 pages. 6" x 9". Softbound. Complete guide includes over 30,000 accurate model descriptions, 180,000 prices, dates of manufacture, proof marks, and percentage value pricing for current and discontinued, domestic, foreign and military guns, major trademark antiques, and commemorative models. Color photo section clearly shows examples of various firearms in 0%-100% condition and explains the Photo Percentage Grading System (PPGS) to help you determine the accurate value of any firearm. **USA**



#117-000-025 Blue Book of Gun Values 42nd Edition, 6B34G50 \$ 39.99

BROWNELLS GUNSMITHS DATA RING BINDER



Super-Sized, Super-Tough For Instructions, Newsletters, Drawings & Notes

125-thousandths thick, leather-grained high-density polyolefin that's nearly indestructible. Lays flat; includes ring opener/closer, levers top and bottom, wide page lifters front and back, and label holder on spine. **USA**

SPECS: 1 1/8" x 3 1/8" thick. Holds up to 2 1/2" thick page stack.

#263-250-000 Data Ring Binder, 8K23B08 \$ 24.99

PISTOLSMITHING



George C. Nonte Jr., 560 pgs. 6 1/2" x 9 1/2". Hardbound. Comprehensive, basic book on art of pistolsmithing. Covers wide variety of actions, firing systems, action feeding methods and curing common malfunctions. Divided into 30 chapters covering subjects such as: stiff cylinder rotation, double-action/single-action tuning and timing, rimfire revolver problems, making and repairing parts, tuning semi- auto pistols for high performance, changing calibers, and an excellent troubleshooting reference chart that shows malfunction-cause-cure scenarios. A really fine book for the shop or serious handgunner doing any pistol work. **USA**

#825-010-000 Pistolsmithing By Nonte, 8B31D49 \$ 34.99

PET LOADS COMPLETE VOLUME



Ken Waters. Complete, comprehensive 1166 page, soft cover volume drawn from 30 years of Ken's columns in Handloader magazine and incorporating all 24 supplements issued for earlier editions of the book. History, loading data, performance, procedures, and cautions for over 150 cartridges at your fingertips, plus Ken's personal, "no-punches-pulled" look at the problems, advantages, accuracy, and effectiveness of each cartridge. Loads given for all popular rifle and pistol cartridges as well as some harder to find "good old ones." Reduced and cast bullet loads included. One of the most detailed and complete single loading guides available. **USA**

#968-001-000 Pet Loads, Complete Volume, 8F46B79 . . \$ 51.99



GUNSMITH KINKS®

AN ENDLESS FOUNTAIN OF KNOWLEDGE COVERING FIREARM CARE, SERVICE, REPAIR, BUILDING

- NEW RIGHT ARM FOR ANYONE WHO OWNS A GUN
- UNIQUE - UNEQUALED - AUTHENTIC
- NOTHING LIKE THE GUNSMITH KINKS SERIES HAS EVER BEEN DONE BEFORE - NOR CAN IT BE DUPLICATED
- A WEALTH OF FACTS & KNOW-HOW YOU CAN'T FIND IN ANY OTHER BOOK - NOT EVEN THE INTERNET!
- THE COMBINED KNOWLEDGE OF HUNDREDS - THOUSANDS!! - OF GUNSMITHS & DEDICATED GUN LOVERS!

Originally collected and squirreled away by **Bob Brownell** during 30 years' association with the nation's best! Edited by **Frank Brownell** and published by popular demand of the professional gunsmith trade for their own in-shop use.

The wisdom of folks who know, who've done the work - Between the covers of each *Gunsmith Kinks* volume are the jewels and gems, the intimate trade secrets of the country's leading full- and part-time gunsmiths, writers and basic authorities - proving that no one individual can know all the answers. It's written in the language of the gun shop - so "gunsmithy" it even smells of bore cleaner.

FOR THE HUNTER - it is worth its weight in gold - just one of the many in-field "Service Kinks®" by someone who has already solved the problem could save your hunt!

FOR THE TARGET SHOOTER - Any of the numerous accuracy gimmicks by the men who build the winners could bring those extra points for you when the chips are down.

FOR THE HOBBYIST - A Mother Lode of ideas and suggestions 100 men couldn't live long enough to develop. You will revel in the many ways to handle those touchy jobs that can cost you hours of work or a ruined gun if you don't know the answer.

FOR THE MILLIONS OF GUN BUFFS - Here is how the gunsmiths do those wondrous jobs. Knowing is understanding and appreciating their great skill and unbelievable ingenuity. More than ever, you will wonder how they can do it so beautifully without charging more!

PLUS - PLUS - PLUS! Especially written, detailed, illustrated "how-to" articles in such special fields as • The Art of the Master Metal Polisher • Basics of Engraving • Rust and Chemical Bluing • Tool Sharpening by the Masters • Barrel Turning and Chambering • Regular and Electric Checkering • Stock Designs • **Many, many more.**

AND all the jokes gunsmiths have laughed at over the years. Recipes for foods that have tickled their gullets, and cartoons that have tickled their bellies!

IT'S ALL IN FOUR PACKED VOLUMES:

- The Original Gunsmith Kinks** - 504 pages with 609 separate subject headings and 317 detailed photographs, blueprints and drawings.
 - Kinks II** - 504 pages with 719 separate subject headings and 252 detailed photographs and drawings.
 - Kinks III** - 512 pages with 778 separate subject headings and 260 detailed photographs and drawings.
 - Kinks 4** - 552 pages with 706 Kinks®, instructions and stories, plus 332 drawings and photographs.
- All four volumes have a deluxe, heavy-duty, Buckram-linen hard cover, and sewn binding. **USA**

#108-001-001 Gunsmith Kinks®, 8K26Q99	\$ 29.99
#108-001-002 Gunsmith Kinks®, Vol. II, 8K26Q99	29.99
#108-001-003 Gunsmith Kinks®, Vol. III, 8K26N99	29.99
#108-000-001 Gunsmith Kinks®, Vol. 4, 8K31K49	34.99
#108-000-002 Kinks®, Kinks® II, Kinks® III, Kinks® 4 Set - SAVE!, 8K110H69	122.99

(Quantity prices available. Please call or write.)

Orders: 800-741-0015

order on the web
brownells.com


BROWNELLS PAGE 387

WEAPON LIGHTS

BOOKS & VIDEOS

JERRY KUHNHAUSEN SHOP MANUALS

Detailed Manuals By A "Hands-On" Pro

Absolutely the best, most detailed books we've seen covering step-by-step disassembly/reassembly, repair, refinishing, rebuilding, tuning and customizing of popular revolvers and autos, rifles and shotguns. Jerry is a long-time gunsmith who's seen the problems and decided to do something about them. These books are written as teaching manuals and not only give you the "how" but the "why" as well. Since each book covers only one gun and its variations, you get specific information about specific repairs. Trouble-shooting charts list common problems, their causes and cures, and exploded view drawings show all the parts. Excellent photos throughout illustrate each step, plus the information is the most up-to-date available. 

THE MAUSER BOLT ACTIONS - A SHOP MANUAL

224 pages. 6" x 9". Softbound. Covers all types and variations of Mauser bolt actions M91 thru M98. Step-by-step, easy-to-understand instructions, hundreds of clear photos, illustrations and charts give proven, detailed information for making all types of repairs including sight work, headspace, action work, rebarreling, chambering, custom work and match-grade trigger modifications. Text includes model and parts identification, function and safety checks, correct disassembly/reassembly procedure and complete list of recommended tools and supplies.

#924-400-098 Mauser Manual, 4B00HJD..... \$ 36.99



THE REMINGTON 870 AND M1100/M11-87 SHOTGUNS - A SHOP MANUAL

226 pages. 6" x 9". Softbound. Step-by-step instructions for inspection, problem identification and, of course, how to fix these guns. Jerry covers the theory so you also know the why; tells you what tools are needed and makes sure you know where the pitfalls are. Filled with excellent photos, detailed, exploded view drawings and illustrated parts lists for discontinued models.

#924-500-870 Remington Manual, 4B38H94..... \$ 40.99



THE S&W REVOLVER - A SHOP MANUAL

207 pages. 6" x 9". Softbound. Expanded 5th Edition of Jerry's classic. Since the lockwork is essentially the same on all Smiths, the information in this book applies to J, K, L and N frame guns, from pre-WWII models to current numbered models. Covers all the common problems from cracked frames to poor timing and excess endshake. Tells you how to do custom work like adding a crane locking ball and even goes through polishing and rebluing. Naturally, there are full, step-by-step disassembly instructions complete with "how-to-tell-what's-damaged" info. Includes discussion of post-1997 MIM (metal injection molded) parts.

#924-100-005 Kuhnhausen S&W Manual, 5th Ed, 4B00GTK..... \$ 37.99



THE U.S. .30 CALIBER GAS OPERATED SERVICE RIFLES A SHOP MANUAL, VOLUMES I & II

383 pages. 6" x 9". Softbound. Covers the U.S. M-1 Garand and M-14 service rifles and their commercial equivalents. Highly detailed with more than 1200 clear photographs and line drawings plus an easy-to-read text. Step-by-step directions help you understand the rifles' function and repair. Covers all phases of inspection, critical dimensions, ammunition, sight work, stocking and much more. Complete accurizing and building match rifles information, too.

#924-600-002 Kuhnhausen .30 Caliber Service Rifles, 4B00CYK..... \$ 48.99



THE U.S. .30 CALIBER GAS OPERATED CARBINES: A SHOP MANUAL

224 pages. 6" x 9". Softbound. 700+ photos, drawings and graphics, plus easy to read text, covers function and repair for military and civilian M-1 Carbines. Complete assembly/disassembly, inspection and troubleshooting with all inspection data taken from Ordnance, dimensional, inspection specifications. Step-by-step directions cover how to restore and improve the accuracy of the carbine.

#924-601-001 .30 Caliber M-1 Carbine, 4B00FJB..... \$ 36.99

THE COLT DOUBLE-ACTION REVOLVERS

A SHOP MANUAL, VOL. I - 224 pages. 6" x 9". Softbound. Debunks the myths surrounding the D, E and I frame (Python, old model Trooper, Detective Special and other large frames with Python style lock work) by carefully explaining and simplifying the complex relationships between Cylinder Bolt, Rebound Lever and Hand. Numerous photos and illustrations make it simple to understand these Colts and eliminate the "fear" factor. Gives bench pre-checks to identify problems before disassembly, then proceeds through disassembly, inspection, parts check, specific repairs, fitting new parts and reassembly.

#924-200-001 Kuhnhausen Colt D, E, I Manual, Vol. I, 4B00GYA..... \$ 37.99



A SHOP MANUAL, VOL. II - 156 pages. 6" x 9". Softbound. Covers the J (Mk III), V, and AA (King Cobra). Explains the theory, goes through bench checks, disassembly, parts repair/replacement and reassembly. Tho' these models are similar, not all the parts interchange and Jerry covers what will, and what won't. He also covers fine-tuning to get the most from the design. The information on hands (critical to proper timing) is worth the price of the book alone. Video not available.

#924-200-002 Kuhnhausen Colt J, V, AA Manual, Vol. II, 4B00QBS..... \$ 28.99

THE COLT SINGLE ACTION REVOLVERS A SHOP MANUAL, VOL. I & II

Jerry Kuhnhausen. 255 pages. 6" x 9". Softbound. 770 photos and line drawings combined with clear, descriptive text provide a step-by-step guide to parts fitting, action timing, repair and restoration. Covers 1st, 2nd and 3rd generation Colt's, most Italian reproductions plus, parts identification specific to .22 rimfire and Colt Cowboy models. Presents basic and advanced design, safety systems and operating theory, detailed descriptions of bench function checks, cycle of operation, assembly/disassembly, parts inspection and critical component dimensional data.

#924-000-001 Colt SAA Shop Manual, 4B00HGN..... \$ 39.99



THE RUGER SINGLE ACTION REVOLVERS A SHOP MANUAL, VOL. I & VOL. II


255 pages. 6" x 9". Softbound. Covers, in detail, assembly/disassembly, accurizing, and customizing of Old Model and New Model Ruger, single action revolvers including Blackhawk, Super Blackhawk, Vaquero, and Single Six. Plus, supplemental data on the Old Army, Bearcat, and out of production models. 600+ illustrations, photos, exploded view drawings, and individual parts diagrams. Discusses the history and features of each revolver design, theory of operation, plus in-depth cartridge and chamber data. Contains a complete parts section and step-by-step procedures for troubleshooting, repair, and inspection of each model. Also covers mechanical restorations and the safety aspects of each modification or repair.

#924-000-002 Ruger SA Revolver Manual, 4B00QYD .. \$ 39.99



DOUBLE GUNS AND CUSTOM GUNSMITHING



Steven Dodd Hughes. 166 pages. 8 1/2" x 11 1/8". Hardbound. Excellent preparation for anybody, beginner and experienced collector alike, considering purchase of a high-grade double shotgun. Author shares accumulated knowledge and wisdom from 30 years of collecting, building, repairing, and customizing doubles. Covers repairs and restoration, custom projects, history and function of classic sidelock action and modern variations, profiles of two modern Italian custom makers, the art of stockmaking, restoring and preserving metal finishes, plus plenty of detailed "case studies" that'll help you spot problems on used doubles and avoid ending up with an expensive and pretty, but unshootable, wall-hanger. 

#100-003-771 Double Guns & Custom Gunsmithing, 8B33129..... \$ 36.99

A COLLECTOR'S GUIDE TO MILITARY RIFLE DISASSEMBLY & REASSEMBLY

Stuart C. Mowbray & Joe Puleo. 304 pages. 8 1/2" x 11". Softbound. Over 1,500 color photos. Provides complete disassembly/reassembly instructions for 49 different military rifles and partial disassemblies for 31 variants, beginning with the 1866 French Chassepot and ending with the semi-automatic Rashid. Straight-forward, well-written instructions with large color photographs produce easy-to-follow, step-by-step procedures allowing the non-professional to produce professional results. Single page bolt disassembly procedures are included at the end of each chapter for quick, convenient access. An impressive reference source for military rifles of the world.


#100-003-412 Military Rifle Guide, 2A36E89..... \$ 40.99




#561-000-001 Trigger Job Video, DVD, 1F17F84..... \$ 20.99

TRIGGER JOB


Detailed Action Tuning For Smith & Wesson Revolvers

Jerry Miculek. 120 minutes. DVD. Clear, concise descriptions of procedures necessary to tune the Smith & Wesson revolver. Covers inspection, disassembly/reassembly, tuning, relationship of parts to each other, proper grip shape, malfunctions, cleaning, and lubrication. 


CHECKERING & CARVING OF GUNSTOCKS

Monty Kennedy. 244 pages. 8 1/2" x 11". Hardbound. Checkering & Carving Of Gunstocks meets the demand for a treatise covering this art of gunstock ornamentation. It is an extensive and specialized work of 244 text pages and some 300 technical illustrations that cover its subject fully from both utilitarian and decorative standpoints. Kennedy is a topflight professional gunstocker with several years of steady work at the checkering cradle. In addition to the author's own work, methods and tools used by such men as: Tom Shelhamer, Leonard Mews, John Hearn, Leighton Baker, Keith Stegall, Hal Hartley, Roy Dunlap and Lenard Brownell. 

#825-003-000 Checkering & Carving of Gunstocks, 8B35P09..... \$ 38.99



WEATHERBY®: THE MAN. THE GUN. THE LEGEND.

Grits Gresham and Tom Gresham. 290 pages. 7 1/2" x 10 1/4". Hardbound. A complete guide to Weatherby rifles with a detailed, concise history that begins with Roy Weatherby, the man who started it all. Well written, easy reading and packed with delightful trivia, this narrative is simply hard to put down. Includes a separate reference section that lists serial numbers, dates, and manufacturers from the early Southgate's and Sako rifles to all the variations of these classic guns, including FN's, Sauer's, Howa's and the Athena shotguns. 

#108-008-001 Weatherby: The Man. The Gun. The Legend., 8K15C29..... \$ 16.99




THE RUGER DOUBLE-ACTION REVOLVERS, A SHOP MANUAL, VOL. I

174 Pages, 6" x 9". Softbound. Covers virtually everything the pistolsmith needs to know about repairing or refitting the Speed, Security and Service Six Series revolvers. Section I includes disassembly, basic checks, parts identification, interior servicing and a time saving Trouble Shooting Guide. Section II discusses the finer points of advanced bench and shop techniques plus details of frame, barrel, crane, forcing cone, and cylinder work. A complete list of recommended tools is given and includes parts diagrams for all three Six Series revolvers.

#924-300-001 Kuhnhausen Ruger Six Series Manual, 4B00MDG..... \$ 28.99



THE M1 CARBINE OWNER'S GUIDE

Larry L. Ruth with Scott A. Duff. 134 pages. 6" x 9". Softbound. Tells you what to look for when buying a Carbine for collecting or shooting. Identification guide with serial numbers and manufacture dates. Illustrated guide to markings, parts, assembly/disassembly, special tools. Includes troubleshooting and maintenance guide. 

#261-101-001 M1 Carbine Owners Guide, 1F17C09..... \$ 18.99



**GUARANTEED. FOREVER.®
SINCE 1939**

THE ENCYCLOPEDIA OF MODERN FIREARMS PARTS & ASSEMBLY, VOL. I

--By Bob Brownell



- 1,066 Pages, 8 1/2" x 11"
- OVER 1,600 EXPLODED VIEW Photos, Blueprints, Sketches, Schematic Drawings, Cutaway Photos And Drawings.
- NOT THE WORK OF ONE MAN or a Dozen, But That of the Finest Technicians of the Entire Industry.

Since its initial publication in 1959, *The Encyclopedia* has become the absolute "go-to" source for data on older, discontinued American-made guns. As these guns become older, information on them becomes scarcer and what little was available has long since gone out of print, original manuals have been lost, and today's gunsmith might have to pass up repair or restoration work on "Dad's favorite", without *The Encyclopedia*. It answers hundreds (and thousands!) of questions and problems. Here's what you'll find inside:

- * Department of the Army Technical Manuals for common guns that were used by the Military and civilians alike.
- * Manufacturers' gun instructions and assembly/disassembly instructions, many no longer available or never publicly released.
- * Exploded view parts schematics and lists
- * Where available, illustrations that depict the working parts.
- * Complete parts lists (tho' parts are now only available from specialty sources).
- * Detailed measurements and data on the thousands of pins, screws, and helical springs shown in all the parts lists.

So many customers have told us after getting their copy: "It paid for itself the first day I owned it - just in time saved alone." 🇺🇸

- #108-002-001 **Encyclopedia**, Book Bound, heavy Buckram cover. Best quality paper, 8K63M89 \$ 70.99
- #108-002-100 **Encyclopedia**, Loose Leaf, 3-ring Punched, NO BINDER, 8K57P59 \$ 63.99
- #263-250-000 **Data Ring Binder**, 8K23B08 24.99

THE MAGNIFICENT CLASSIC THE ENGRAVING WORLD LOVES TO REFERENCE

The Art of Engraving



by JAMES B. MEEK



it into the steel. Whether you want to learn to engrave or simply wish to broaden your knowledge of the art to better judge the work of others (as you will learn to tell the good from the bad - and know why), this is the book for you.



- #108-005-000 **Art of Engraving**, each, 8K44A09 \$ 48.99

THE ART OF ENGRAVING brings to the reader a complete, authoritative, imaginative and detailed introduction and training in the art of gun engraving. It sweeps aside the mystery that has surrounded engraving through the centuries, and it factually, simply and in layman's terms tells you how to engrave. **The Art of Engraving** does not assume you know anything about engraving. You start at the beginning by learning to draw scrolls and layouts, then cut practice plates until you are sure enough of your ability to actually proceed to designing a pattern, transferring it to a gun and cutting

Many gunsmiths, gun lovers, and craftsmen have the soul of an artist. This personal, creative urge can be easily directed into the highly remunerative field of gun engraving through the no-nonsense instructions and technical guidance in **The Art of Engraving**. Hundreds of original engravings, designs and layouts by the author (plus samples from other master engravers) to illustrate specific points and techniques.

208 pages. 8 1/2" x 11". Over 1,378 photographs, drawings, designs, layouts and illustrations. Deluxe, hardbound cloth cover allows the book to lie flat when open so it can be used at the bench. High-quality, matte-coated paper available. 🇺🇸

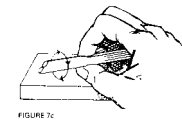


FIGURE 7c

THE M1 GARAND OWNERS MANUAL



Scott Duff. 6" x 9". 126 pages. Soft cover. From one of the most respected M1 experts comes the most comprehensive guide to shooting, disassembling and maintaining a Garand. Written in Scott's clean, straightforward style. Includes brief history and production data. Large, clear photos and line drawings illustrate features and variations for easy identification. Excellent as a repair manual. 🇺🇸

- #261-100-003 **M1 Garand Owners Manual**, 1F18N69 ... \$ 21.99

THE M14 COMPLETE ASSEMBLY GUIDE



Walt Kuleck and Clint McKee. 250 pages. 6" x 9". Softbound. A "must" for the M14 owner, the authors provide you with well-written text complemented with over 600 photos to guide you through every step required to maintain and perform match conditioning work on your M14/M1A. Topics include disassembly, reassembly, installing National Match rear sights, trigger tuning to National Match specifications, and a history of John Garand's contributions to the rifle. Also covered are modern improvements and information you need to know in order to understand your rifle inside and out. 🇺🇸

- #261-000-006 **The M14 Complete Assembly Guide**, 1F22L09 \$ 25.99

THE M16A1 RIFLE: OPERATION AND PREVENTIVE MAINTENANCE

Reproduction of the Classic Operating Manual from 1969



If you've put together a retro AR-15 with all of Brownell's purpose-built reproduction components, then the final touch for your retro setup is to get this modern-day softcover reproduction of the classic, "comic book" style operating manual printed in 1969 and issued to troops along with the original M16 rifles. In addition to the nostalgic look, this book has 30 pages of operation instruction - such as disassembly, malfunction-clearing and other maintenance tips - that is still useful for anybody operating Eugene Stoner's brainchild even today. Required reading for any AR-15/M16 fan, no matter where your current level of AR knowledge stands! 🇺🇸

- #078-000-404 **M16A1 Operation & Maintenance**, 6E8A50 \$ 9.99

THE COMPLETE ILLUSTRATED GUIDE TO PRECISION RIFLE BARREL FITTING

John L. Hinnant. 8 1/2" x 11". Revised third edition 304 pages. Self-covered. Not fancy but a very well illustrated, well written, in-depth analysis that provides both the advanced and beginning student a complete and informative shop manual. Covers literally every aspect of turning, chambering and fitting barrels on bolt action rifles including correct machine lathe setup, tool making and sharpening, threading, chambering, crowning, bolt-facing, plus the proper use and care of reamers. New section devotes 39 pages to action blueprinting. 🇺🇸

- #404-100-000 **Illustrated Guide To Rifle Barrel Fitting**, 4K36P89 \$ 40.99



MACHINE SHOP PRACTICE - VOLUME I



496 pages. 6 1/2" x 9 1/2". Hardbound. A book that answers thousands of "How-To" questions. Ideal for those without formal machine shop training. Contents: Basic Metal Cutting Operations; Basic Measuring Instruments - Gaging tapered parts, measuring angles; Layout Work; Drilling Machines; Tooling for Drilling Machines; Single Point Cutting Tools; Turning On Lathe Centers; Chucking Work; Taper and Angle Turning; Faceplate Work; Screw Threads - Types, measuring, tolerances, cutting; Turret, Production and Vertical Lathes; Jig Borers; Metal Saws. 🇺🇸

- #435-100-001 **Machine Shop Practice**, Volume I, 5C00CPG \$ 49.99

GREEN EYES & BLACK RIFLES

Kyle E. Lamb. 219 pages. 8 1/2" x 11". Softbound. Over 400 B&W photographs. The author, a combat veteran passes along valuable lessons learned on the setup, operation, and deployment of the AR-15/M16/M4 that will help turn a novice into a pro. Teaches proven fundamentals along with non-traditional stances and shooting positions to enhance your shooting skills and improve accuracy. Over 75 pages on advanced techniques and tactics, both offensive and defensive, with detailed photographs that provide a step-by-step description. Separate sections on malfunctions, ballistics, accuracy, reloading, maintenance, and accessories. 🇺🇸

- #100-003-635 **Green Eyes & Black Rifles Book**, 7K31B34 \$ 34.99



STAY IN THE FIGHT: WARRIORS GUIDE TO THE COMBAT PISTOL



Fight gives you the tools to enhance your shooting skills so you'll be ready. 🇺🇸

- #100-008-040 **Stay In The Fight**, 7K36G67 \$ 40.99

Kyle E. Lamb. 378 pages. 8 1/2" x 11". Softbound. Written by a retired U.S. Army special forces operator with 21 years of experience, including combat operations in Somalia and Iraq, this book is full of combat-proven lessons and techniques for law enforcement, military, and civilian shooters alike. Covering practical exercises for pistol employment, training mentality, and mindset, supported by several hundred B&W photographs, *Stay in the Fight* gives you the tools to enhance your shooting skills so you'll be ready. 🇺🇸

MODERN ADVANCEMENTS IN LONG RANGE SHOOTING

Bryan Litz. 339 pages. 9" x 6". Hardbound. This series of books documents the ongoing research occurring at the Applied Ballistics laboratory. Volume 1 is broken down into four parts and eighteen chapters, covering: effects of twist rate on muzzle velocity, BC (supersonic and transonic), precision, spin rate decay for various rifling profiles, plus evolution of the modern rifle, bullet, and optic design. Research is heavily based in experimental ballistics and the results are published in a non-biased way that is easily understood by the average person. 🇺🇸


- #749-013-896 **Modern Advancements in Long Range Shooting, Vol. 1**, 7F00EYP \$ 35.99



Orders: 800-741-0015

order on the web
brownells.com

BROWNELLS PAGE 389



**UPDATED & EXPANDED
14TH PRINTING**

**THE MOST COMPREHENSIVE,
AUTHORITATIVE, BOOK ON
MAUSERS - INVALUABLE TO
GUNSMITHS, COLLECTORS &
GUN LOVERS ALIKE**

This is the most complete, precise, authoritative and comprehensive work ever done on Mauser bolt rifles! It is packed with exhaustive data on each development, all specific characteristics, variations, models, innovations, modifications. Countries who made or bought Mausers and their changes and markings. Complete ammo data, ballistics, effectiveness and uses. How to identify details. "How-it-works" drawings/pictures with step-by-step instructions. Foreign and contract rifles. Sporters including Oberndorf and foreign models. Experimental rifles. And, pictures - hundreds of beautifully photographed original rifles, many so rare they are not even in museums, but hidden in the finest private collections. Makes positive identification of valuable collectibles sure and easy. Saves bucks and embarrassment at gun shows and in the shop. If Mauser made it, designed or developed it - and it was a bolt rifle - it's in the book! And to know and understand Mauser rifles is to understand all bolt rifles... for this is the one they all copied.

372 pages, 8 1/2" x 11". Deluxe hardbound cloth cover that is bound a special way to lie flat when open. Matte-finish, coated paper. Lavishly illustrated with over 672+ photos, drawings, exploded views, cutaways. Proof marks and Country marks are shown greatly enlarged for easy, positive identification of those marks on guns. Hundreds of charts, spec tables, data tables and symbols. Thoroughly cross-indexed not only by Model, but also by variations, Countries, accessories used and people in Mauser's history, and an exhaustive bibliography.

#108-004-000 Mauser Bolt Rifles, 8K62J09..... \$ 68.99
(Quantity prices available. Please call or write.)

**Mauser
BOLT RIFLES
by LUDWIG OLSON**

NEW!

GUN-GUIDES®



Handy soft-cover guides contain concise yet detailed information on cleaning and maintaining popular firearm platforms. "But it's all on the Internet now. I can just pull it up on my smartphone." Yeah, yeah, yeah - and how many of us have bookmarked a website with important info about a gun, only to get 404'd when we go back to look something up? When you have a *Gun-Guide* on your shelf, it's there **WHENEVER** you need it. Put it down on your workbench, open up the spiral-bound, stay-flat cover, and do what you need to do. No muss, no fuss, and your gun is ticking along like a Swiss watch in no time because you had the info you needed at your fingertips - pronto. *Gun-Guides* contain detailed field stripping, disassembly, and reassembly procedures, with easy-to-read parts schematics and concise, step-by-step disassembly instructions illustrated with large, high-resolution gray-scale photographs. Includes special reassembly "tricks-of-the-trade" that help make sure the gun functions properly when you're done. Short, historical background on the design and development of each firearm adds to your understanding. High-quality white paper resists yellowing, and that bright blue cover stands out on your workbench or from across the room. Guide length varies depending on the firearm... but at these prices for priceless critical information, are we gonna quibble about page count? **SIG Sauer P365** guide is the only current printed manual that contains information on ALL P365 variants and models.

**THE M1 GARAND COMPLETE
ASSEMBLY GUIDE**

Walt Kuleck with Clint McKee. 161 pages, 6" x 9", softbound. Illustrated guide covers assembly, tips, tricks, checks for common failures, repairs, and "gotchas" of the M1 Garand. Includes requirements for John Garand Matches at Camp Perry, National match trigger tuning, and building a .308 Garand.



#261-000-004 M1 Garand Complete Assembly Guide, 1F18E89..... \$ 20.99

THE GUNSMITH MACHINIST

Steve Acker. 203 pages, 8 1/2" x 11". Hardbound. The complete collection of Steve's articles from Home Shop Machinist and Machinist's Workshop. Entertaining and fact-filled text with hundreds of time saving tips and tricks. 55 interesting and informative topics cover nearly all aspects of the gunsmithing business from making a bench block to building a target rifle. Divided into two sections for easy reference: The Gunsmith Machinist and General Machining.




#926-000-002 The Gunsmith Machinist, 6B37G79.... \$ 41.99

**THE STARRETT BOOK FOR STUDENT
MACHINISTS**



George Morris. 160 pages, 4 1/2" x 7". Softbound. Assists the student learning the fundamentals. Includes the tables and reference material most needed. Includes 200 diagrams, illustrations, reference tables; fully indexed. Chapters include: mechanical drawing, fitting, bench work, cutting speed, drilling, lathe operations, grinding, toolmaking, mechanics and more.

#827-532-180 Starrett Book For Student Machinists, 7B22L49..... \$ 24.99



**JERRY MICULEK
PRACTICAL RIFLE**

Shoot Smarter, Better, Faster

3 DVDs. 2 hours 17 minutes. Widescreen. Learn how to shoot your AR-15 smarter, better, and faster from one of the world's fastest, most knowledgeable, and "winningest" shooters, Jerry Miculek. Jerry's achievements include three-time Masters International Long Gun Champion, five world records, winner of 28 multi-gun championships, and 85 national and international handgun titles. He provides over two hours of expert instruction that covers everything about shooting the AR-15, from how to set up your rifle like his, to the stance, grip, and trigger technique used by the pros. Plus, he'll take you through plenty of basic and advanced drills that'll improve your shooting. Learn how to reload and clear malfunctions quickly, move and acquire targets faster, engage multiple and moving targets, and shoot from behind cover and in different positions. Produced entirely at Brownells studios in partnership with Bang Inc., this three-DVD set is broken down into short, easy-to-follow segments, and features innovative camera angles, slow-motion footage, and animated illustrations so you can fully comprehend Jerry's winning techniques. Fast paced, entertaining and educational, the format is designed to be instructionally sound and logical. A must-have for the serious AR shooter, hunter, and competitor.

#100-004-974 Practical Rifle 3-DVD Set, 2K20M24.... \$ 26.99

THE GUNSMITH MACHINIST - BOOK TWO

Steve Acker. 205 pages, 8 1/2"x11". Hardbound. The second collection of Steve's articles from *Projects in Metal* and *Machinist's Workshop* magazines. Divided into four sections: Rifle Projects, Pistol Projects, Techniques, and Machine Shop Aids. Covers sights, scope bases, muzzle brakes, bolt jewellery, recoil lugs, pistol frames, line boring, plus chamber casting, headspace gauges, stripped screw holes, cutting threads, machining faceplates, chamber reamers, even making shop knives from files. Great addition to the first book.



#926-000-003 The Gunsmith Machinist II, 6B37M79.. \$ 41.99

- #100-004-410 AK-47/AKM & Variants, 8A5B99..... \$ 7.99**
- #100-004-409 AR-15 Gun-Guide, 8A5D24..... 6.99**
- #100-030-419 Browning Buck Mark Gun-Guide, 8A5G99..... 7.99**
- #100-004-412 Colt 1911 Gun-Guide, 8A5G99..... 7.99**
- #100-033-773 Glock® Gen1 thru 5 Gun-Guide, 8A5L99..... 7.99**
- #100-004-925 M1 Carbine, 8A5F99..... 7.99**
- #100-004-926 M1 Garand, 8A5I99..... 7.99**
- #100-030-426 Mauser 98k, M48 & All Variants Gun-Guide, 8A5C99..... 7.99**
- #100-030-427 Mosin-Nagant Rifles Gun-Guide, 8A5J99..... 7.99**
- #100-030-423 Mossberg 500/535/590/835 Gun-Guide, 8A5D99..... 7.99**
- #100-030-421 Remington 870 Gun-Guide, 8A5C99..... 7.99**
- #100-030-425 Remington 1100 & 11-87 Gun-Guide, 8A5D99..... 7.99**
- #100-004-414 Ruger 10/22, 8A11A04..... 12.99**
- #100-035-085 Ruger® Mark IV™ (incl. 22/45™) Gun Guide, 8A5L99..... 7.99**
- #100-004-415 Ruger Mini-14/Mini-30/Deerfield, 8A11Q04..... 12.99**
- #100-030-430 Ruger® Single Action Revolvers Gun-Guide, 8A5H99..... 7.99**
- #100-040-908 SIG Sauer P365 Series Gun-Guide, 8A4H15..... 5.99**
- #100-004-411 SKS Rifles & Variants, 8A5J99..... 7.99**
- #100-030-420 Smith & Wesson M&P (incl. Shield) Gun-Guide, 8A5C99..... 7.99**
- #100-036-986 Smith & Wesson M&P15-22 Rimfire Gun-Guide, 8A5J24..... 6.99**
- #100-030-422 Smith & Wesson SW22 Victory Gun-Guide, 8A5C99..... 7.99**
- #100-005-977 Springfield XD/XDM, 8A5E99..... 7.99**
- #100-030-431 Winchester 1300 & 1200 Gun-Guide, 8A5P99..... 7.99**

**Got an FFL?
Want to earn extra
money?**



One **FIVE
MINUTE**
phone call
is all it takes to
become a Brownells
Featured Dealer
and **MAKE
MORE MONEY**



Earn extra money from transfer fees - no inventory to stock



Free, targeted advertising to customers in your area



Prominent placement on our FFL selection page



Brings more customers to your location



Dealer Discount on applicable items you order from Brownells



**CALL 866-277-4194
TO GET STARTED**

Please have a digital copy of your FFL. If you already have an account with us, also have your account information ready.

WANT TO KNOW MORE?
brownells.com/FeaturedDealer

**GUARANTEED. FOREVER.®
SINCE 1939**